

# " Mini "

## Ordering Information

# RK 30 – 638 / 6F

### Number of Poles

20 = 2 Pole  
 30 = 3 Pole  
 40 = 4 Pole  
 50 = 5 Pole  
 60 = 6 Pole  
 70 = 7 Pole  
 80 = 8 Pole  
 90 = 9 Pole  
 100 = 10 Pole  
 120 = 12 Pole

### Cable Length Meters or Feet

1 M	3 F
2 M	6 F
5 M	12 F
	15 F
	20 F
	30 F

### Cable Code

678 = 16/2 STOW-A (U.S.)  
 603 = 18/2 STOW-A (U.S.)  
 638 = 16/3 STOW-A (U.S.)  
 641 = 16/3 STOW-A (Auto)  
 685 = 16/3 SOOW-A (Auto)  
 619 = 18/3 SOOW-A (U.S.)  
 688 = 18/3 AWM 2661 (Auto)  
 695 = 18/3 AWM 2661 (Euro D.C.)  
 601 = 18/3 AWM 2661 (Euro A.C.)  
 639 = 16/4 STOW-A (U.S.)  
 686 = 16/4 SOOW-A (U.S.)  
 693 = 18/4 AWM 2661 (Euro D.C.)  
 689 = 18/4 AWM 2661 (U.S.)  
 677 = 16/5 STOW-A (U.S.)  
 642 = 16/5 STOW-A (Auto)  
 687 = 16/5 SOOW-A (U.S.)  
 690 = 18/5 AWM 2661 (Auto)  
 694 = 18/5 AWM 2661 (Euro D.C.)  
 697 = 18/6 STO (U.S.)  
 622 = 16/7 STO (U.S.)  
 698 = 16/8 STO (U.S.)  
 623 = 16/9 STO (U.S.)  
 699 = 16/10 STO (U.S.)  
 624 = 16/12 STO (U.S.)  
 1204 = 16/12 SOOW-A (U.S.)

### " Mini " Connector Series

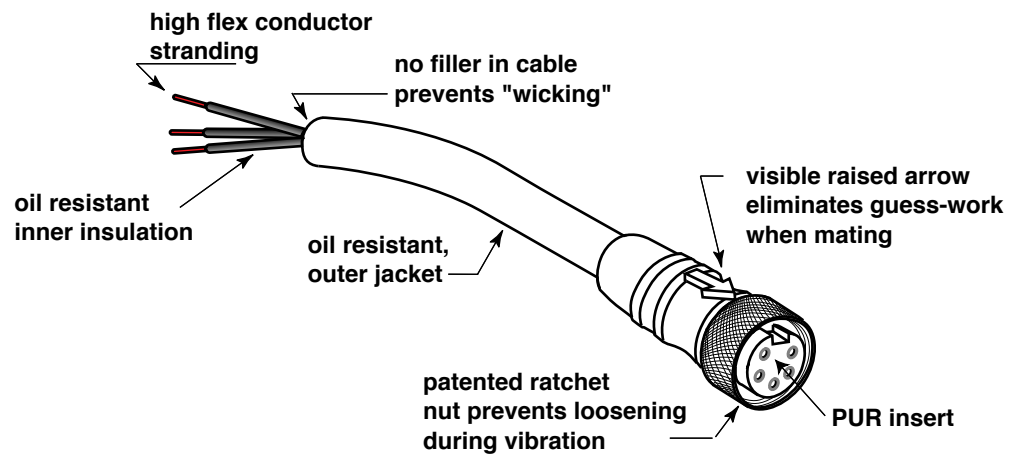
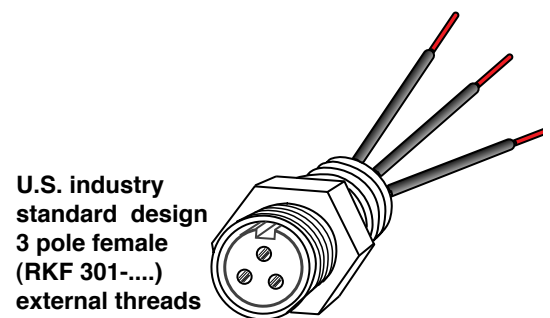
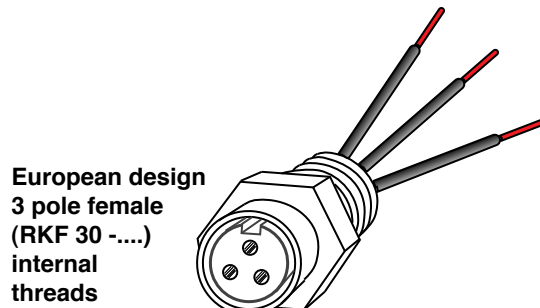
RK = Female Connector Straight  
 RS = Male Connector Straight  
 RSF = Male Receptacle  
 RKF = Female Receptacle  
 RSRK = Male Female Extensions  
 RKW = 90° Female Connector  
 RSW = 90° Male Connector  
 RKC = Female Field Connector  
 RSC = Male Field Connector

This information is to be used only as a reference to part number make-up.  
 Please use Pages A2-A43 for exact part numbers.

# MINI SERIES



European design (per DIN standard) dictates female connectors to have female threads (internal), and male connectors to have male threads (external). This requirement applies to both receptacles and plugs.



- Gold plated contacts standard
- "Cork-n-bottle" connector head design provides reliable seal
- IP68 (145 psi @ 24 Hrs), NEMA 6P
- Molded PUR (polyurethane) body provides strain relief
- Available in both 16 and 18 AWG cable
- Available in US standard, Automotive, European norm color coding
- UL and CSA approvals
- Receptacles are epoxy sealed to prevent ingress of moisture
- Added sleeve on insert acts as strain relief
- Female contacts provided with spring sleeve for increased mating cycle life
- 100% computerized testing
- Field attachable connectors